



MANUAL ROTATOR/TILTER

MODELS: MRT411LDC & MRT49DC

This medium-duty rotator/tilter adapts to a variety of uses, adding productivity and reliability to construction sites or manufacturing plants.

WPG Bestseller!

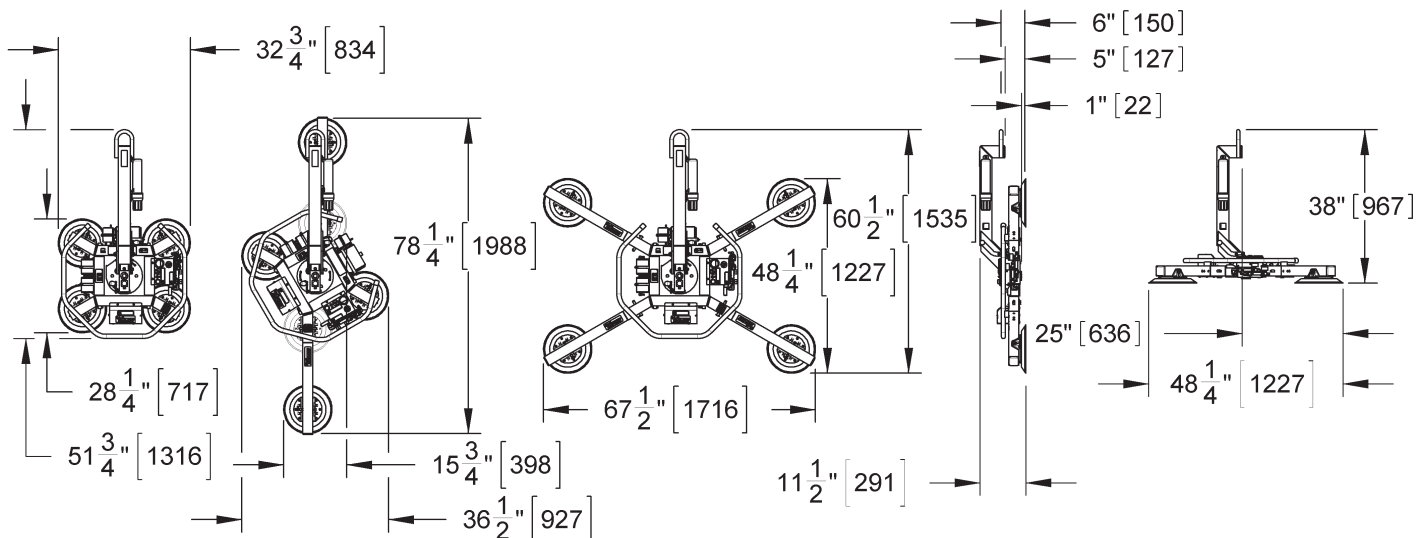



Versatility, reliability and cord-free battery power make this one of WPG's most popular lifters.

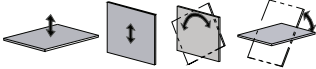
Multiple Configurations

Adjust the pad frame 7 different ways to get a grip on a wide variety of load sizes and shapes!

Excellent Range of Motion

With 90° tilt and continuous 360° rotation, this vacuum lifter delivers outstanding capability for load manipulation.



Model	MRT411LDC	MRT49DC
Maximum Load Capacity	700 lbs [320 kg]	500 lbs [225 kg]
Standard Pad Spread	28-1/4" x 32-3/4" [717 mm x 834 mm] (basic configuration) 48-1/4" x 67-1/2" [1227 mm x 1716 mm] (extended configuration) 78-1/4" x 15-3/4" [1988 mm x 398 mm] (linear configuration)	25-1/4" x 30" [642 mm x 760 mm] (basic configuration) 45-1/4" x 64-3/4" [1152 mm x 1643 mm] (extended configuration) 75-1/4" x 12-3/4" [1914 mm x 323 mm] (linear configuration)
Number/Size of Pads	4 / 11" [28 cm] dia. lipped	4 / 9" [23 cm] diameter
Load Movement	Manual rotation, 360° edgewise, with locking at each 1/4 turn Manual tilt, 90° between upright and flat, with automatic latching in upright position 	
Standard Operating Power	12 volts DC, 3.5 amps	
Lifter Weight	135 lbs [62 kg] (Note: does not include weight of any options)	

STANDARD FEATURES

Low Vacuum Warning Light

Uses red light to warn operator when vacuum is not sufficient for lifting

Battery and Charger

Provide independent, rechargeable power source for cord-free lifter operation in any location; on-board charger features status indicator and automatic shutoff

Battery Gauge

Shows energy level in real time, to help determine when charging is needed

Vacuum Gauge

Features green and red zones, to clearly indicate whether vacuum level is sufficient for lifting

Vacuum Line Filter

Prevents liquid and other contaminates from damaging the vacuum generating system

Vacuum Reserve Tank

Increases battery run-time by reducing pump cycles needed to maintain vacuum

Spring-Mounted Vacuum Pads

Automatically adjust to match the angle of load surfaces, easing attachment

Movable Pad Mounts

Allow vacuum pads to be moved without tools, adapting the lifter to various load sizes

Extension Arms

Permit multiple lifter configurations for tool-free adaptation to many different load sizes

AVAILABLE OPTIONS

Dual Vacuum System (MRT4-DC3)

Features two independent air-line circuits to reduce risk of workplace accidents

Forklift Adapter (95722)

Works with telehandlers on construction sites and forklifts in warehouses or wherever a crane is not practical

Adaptable Length Lift Bar (95723)

Helps install windows under eaves or overhangs by reducing need for overhead clearance and extending horizontal reach

Long Extension Arms (95725)

Provide necessary support and rigidity to handle large-dimension loads with less risk to the overhanging portion (sold per arm - 4 required)

Individual Pad Shutoffs (93011)

Enable lifter to handle various load sizes and shapes by shutting off airflow from specific vacuum pads

AVAILABLE OPTIONS

Adjustable Spacers for Movable Pad Mounts (93101 & 93101AM)

Allow lifter to handle windows with mullions or other loads with surface obstructions

Pad Frame T-Arm Assemblies (97466)

Adapt lifter for convenient handling of insulated metal panels or other loads with textured surfaces (sold in pairs)

Alternative Pad Compounds

Specially designed for heat resistance, marking resistance, coated surfaces and other purposes

Shipping Case (53006)

Provides protection for storing and shipping the lifter

MRT Dolly (98790)

Allows for easy transport and storage of the lifter

DESIGN STANDARDS

ASME B30.20 (BTH-1 Design Category "B", Service Class "0"): Industry standards established by the American Society of Mechanical Engineers (ASME) and published by the American National Standards Institute (ANSI)

SHIPPING CASE FOR MRT VACUUM LIFTER

Specially designed case protects your lifter during shipping and storage.

- Thermo-formed polymer makes case durable and water-resistant.
- Interior straps hold lifter firmly in place.
- Exterior straps keep case securely closed.
- Built-in handles facilitate manual handling.
- Case design enables stacking and forklift handling.

Exterior Dimensions: 44-1/4" wide x 67-3/8" long x 24-1/2" deep
[112.4 cm x 171.4 cm x 62.2 cm]



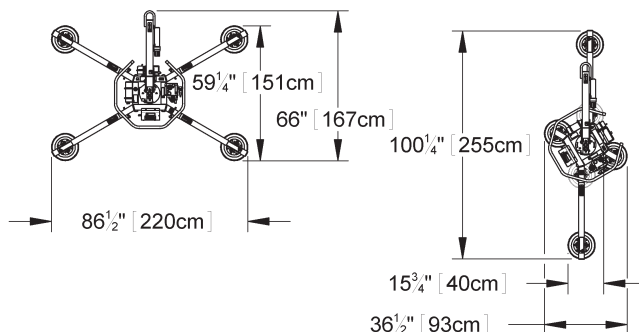
MRT DOLLY

Designed for use with a Wood's Powr-Grip® model MRT4 or MRTA8 lifter, this option provides a compact way to store and an easy way to move the lifter around the shop or job site.

LONG EXTENSION ARMS


Enable your lifter to handle larger load dimensions by increasing pad spread and reducing overhang.

Maximum Load Capacity	500 lbs [225 kg] (with long arms installed)
Lifter Weight Increase	10 lbs [5 kg]



Pad Spread Dimensions provided are for MRT411LDC.


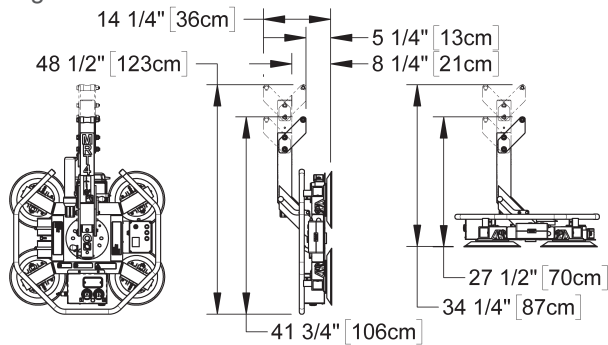
For MRT49DC, subtract 2-3/4" [7 cm]



Model MRT4 lifter equipped with Long Extension Arms

ADAPTABLE LENGTH LIFT BAR

Helps you to install glass and other materials under eaves or overhangs by reducing the need for overhead clearance and extending the lifter's reach.



Overhead Clearance Reduction	6-3/4" [17 cm] with short configurations			
Horizontal Reach Increase	7-3/4" [20 cm] with reversed configurations			
Maximum Load Capacity*	with Long Configuration (standard)	with Long Reversed Configuration	with Short Configuration	with Short Reversed Configuration
	700 lbs [320 kg]	600 lbs [270 kg]	650 lbs [295 kg]	500 lbs [225 kg]
*Net capacity cannot exceed standard lifter capacity.				
Lifter Weight Increase	10 lbs [5 kg]			

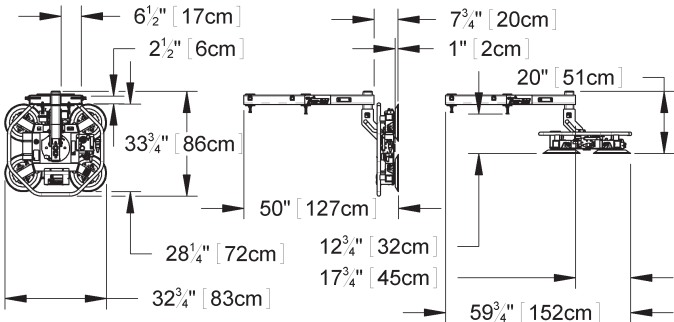
FORKLIFT ADAPTER

Enables your telehandler to install windows under eaves or gables, while eliminating the need for a construction site crane. Also great for forklifts in warehouses or anywhere a crane is not practical.

Compatible Fork Dimensions	1-1/2" to 2-1/4" [3.9 cm - 5.7 cm] thick and 4" to 6" [10.2 cm - 15.2 cm] wide
Inside Fork Spread	4" [10.2 cm]
Maximum Load Capacity	700 lbs [320 kg] when used on MRT411LDC*
Maximum Load Thickness	1" [2.5 cm] at full capacity
Product Weight	150 lbs [68 kg]
Lifter Weight Increase	130 lbs [59 kg]

* Forklift must have capacity for the weight of the lifter and its maximum load, when the load is:

- 8-3/4" [22.2 cm] outward from the fork tips, or;
- 50-3/4" [128.9 cm] outward from the fork stops (whichever places the load further from the forklift's front wheels).



Based on product information at time of publication. Environmental conditions can affect product performance and longevity; consult the product instructions on WPG.com or contact a Technical Sales Representative for more information.