

MANUAL ROTATOR/ TILTER WITH DC3 DUAL VACUUM SYSTEM

MODEL: MRT411LDC3

This medium-duty rotator/tilter adapts to a variety of uses, adding productivity and reliability to construction sites or manufacturing plants.

WPG Bestseller!

Versatility, reliability and cord-free battery power make this one of WPG's most popular lifters.

Intelli-Grip® Technology

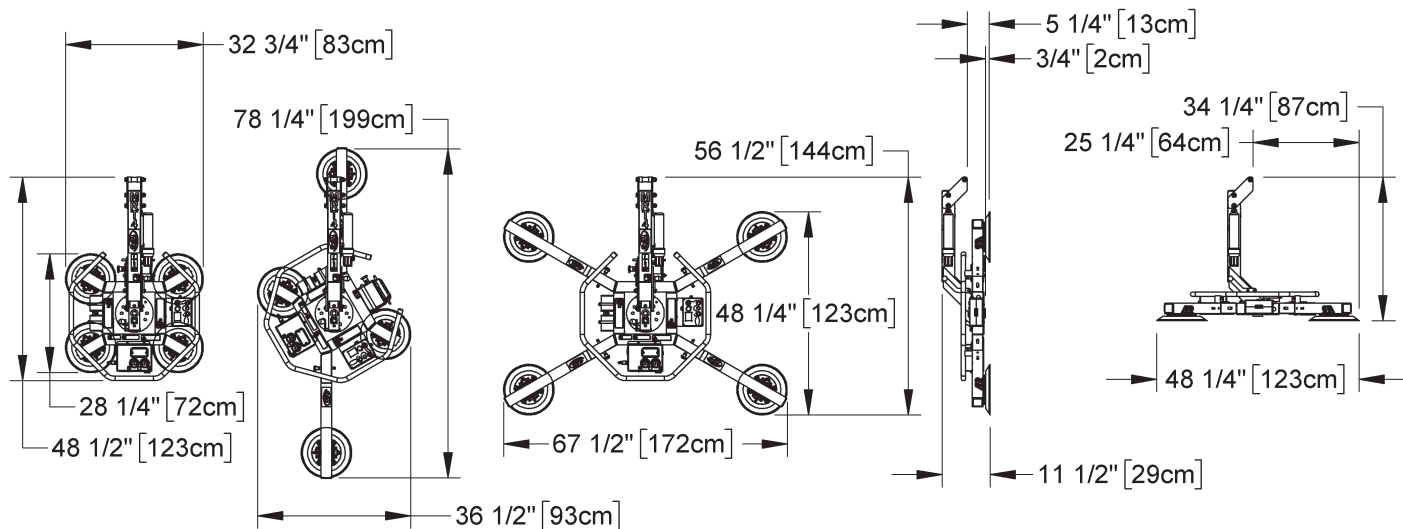

Looking for better productivity and increased safety? Count on reliable monitoring of power and vacuum systems with Intelli-Grip® — available exclusively from WPG!

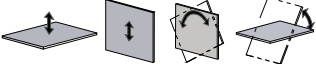
Multiple Configurations

Adjust the pad frame 7 different ways to get a grip on a wide variety of load sizes and shapes.

Dual Vacuum System

Handle loads with the added safeguard of two independent air-line circuits.



Model	MRT411LDC3
Maximum Load Capacity	700 lbs [320 kg]
Standard Pad Spread	28-1/4" x 32-3/4" [72 cm x 83 cm] (basic configuration) 48-1/4" x 67-1/2" [123 cm x 172 cm] (extended configuration) 78-3/4" x 15-3/4" [200 cm x 40 cm] (linear configuration)
Number/Size of Pads	4 / 11" [28 cm] dia. lipped
Load Movement	Manual rotation, 360° edgewise, with locking Manual tilt, 90° between upright and flat, with automatic latching in upright position 
Standard Operating Power	12 volts DC, 5.5 amps
Lifter Weight	125 lbs [57 kg]

STANDARD FEATURES

Intelli-Grip® Technology

Available exclusively from Powr-Grip®! Actively monitors power and vacuum systems to increase safety and productivity, using LCD-screen messages, diagnostic codes and other features

Dual Vacuum System

Features two independent air-line circuits to reduce risk of workplace accidents

High-Flow Vacuum Pump

Enables a vacuum lifter to attach and release more rapidly, increasing productivity on the job

Battery and Charger

Provide independent, rechargeable power source for cord-free lifter operation in any location; on-board charger features status indicator and automatic shut-off

Battery Gauge

Shows energy level in real time, to help determine when charging is needed

Notification Buzzer and Strobe Light

Alert operator of problems with power or vacuum system, with various patterns of sound and light to indicate severity; back-up battery provides independent power for buzzer

Green Lift Light

Provides visual assurance to know when vacuum is sufficient for lifting

Vacuum Gauges

Feature green and red zones to clearly indicate whether vacuum levels are sufficient for lifting

Vacuum Line Filters

Protect the vacuum generating system from contaminants

Vacuum Reserve Tanks

Increase battery run-time by reducing pump cycles needed to maintain vacuum

Spring-Mounted Vacuum Pads

Automatically adjust to match the angle of load surfaces, easing attachment

Movable Pad Mounts

Allow vacuum pads to be moved without tools, adapting the lifter to various load sizes

Extension Arms

Permit multiple lifter configurations for tool-free adaptation to many different load sizes

Two-Action, Blow-Off Release

Uses two separate buttons to avoid accidental release, and reverses airflow to quickly release loads without after-stick

AVAILABLE OPTIONS

Remote Control System (59906)

Controls attach, release and other powered functions up to 250' [76 m] away for installing windows and more in multi-story buildings

Forklift Adapter (95722)

Works with telehandlers on construction sites and forklifts in warehouses or wherever a crane is not practical

AVAILABLE OPTIONS

Adaptable-Length Lift Bar (95723)

Helps install windows under eaves or overhangs by reducing need for overhead clearance

Long Extension Arms (95725)

Provide necessary support and rigidity to handle large-dimension loads with less risk to the overhanging portion (sold per arm - 4 required)

Individual Pad Shutoffs (93011)

Enable lifter to handle various load sizes and shapes by shutting off airflow from specific vacuum pads

Adjustable Spacers for Movable Pad Mounts (93101 & 93101AM)

Allow lifter to handle windows with mullions or other loads with surface obstructions

Pad Frame T-Arm Assemblies (97466)

Adapt lifter for convenient handling of insulated metal panels or other loads with textured surfaces (sold in pairs)

Quick Connector Kit (97467)

Provides an efficient, tool-free way to connect optional T-Arm Assemblies to the vacuum system.

Alternative Vacuum Pads

Adapt lifter to specialized uses, including:

9" [23 cm] diameter pad (VPFS9) for quick attachment to rigid, flat loads

10" [25 cm] diameter, lipped (Model HV11) for handling rough or semiporous, flat loads

(Specifications not as listed above. Please contact us for more information)

Alternative Pad Compounds

Specially designed for heat resistance, marking resistance, coated surfaces and other purposes

Shipping Case (53006)

Provides protection for storing and shipping the lifter

MRT Dolly (98790)

Allows for easy transport and storage of the lifter

DESIGN STANDARDS

ASME B30.20 (BTH-1 Design Category "B", Service Class "0"): Industry standards established by the American Society of Mechanical Engineers (ASME) and published by the American National Standards Institute (ANSI)

CE/UKCA: Regulatory standards for health and safety required in the European Union and the United Kingdom.

AS 4991: Regulatory standard required in Australia


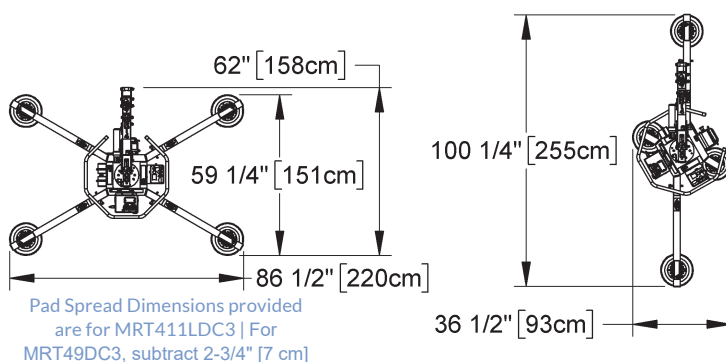
MRT DOLLY

Designed for use with a Wood's Powr-Grip® model MRT4 or MRTA8 lifter, this option provides a compact way to store and an easy way to move the lifter around the shop or job site.

LONG EXTENSION ARMS

Enable your lifter to handle larger load dimensions by increasing pad spread and reducing overhang.

Maximum Load Capacity	500 lbs [225 kg] (with long arms installed)
Lifter Weight Increase	10 lbs [5 kg]

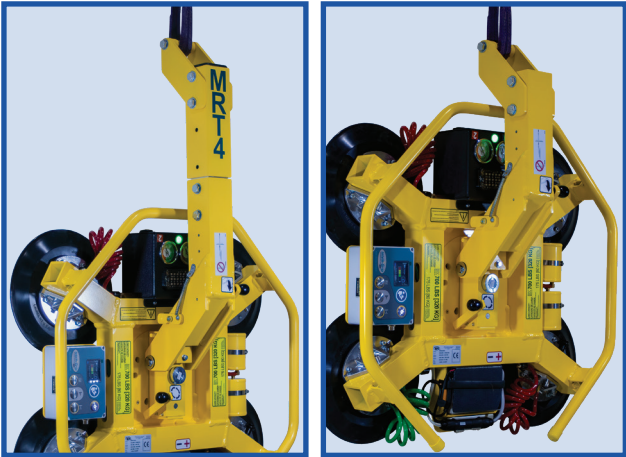
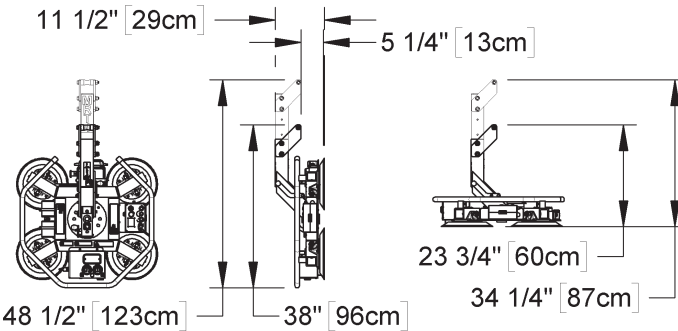


MODEL MRT4 LIFTER EQUIPPED WITH LONG EXTENSION ARMS (95725)

ADAPTABLE-LENGTH LIFT BAR

Helps you to install glass and other materials under eaves or overhangs by reducing the need for overhead clearance.

Overhead Clearance Reduction	10-1/2" [27 cm] with short configuration
Lifter Weight Increase	10 lbs [5 kg]



MODEL MRT4 LIFTER SHOWN WITH ADAPTABLE LENGTH LIFT BAR OPTION (95723)

FORKLIFT ADAPTER

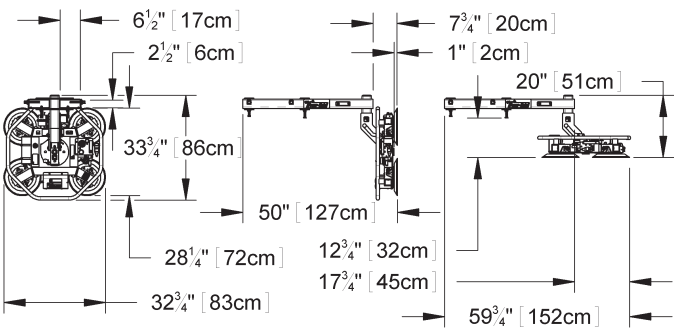
Enables your telehandler to install windows under eaves or gables, while eliminating the need for a construction site crane. Also great for forklifts in warehouses or anywhere a crane is not practical.

Compatible Fork Dimensions	1-1/2" to 2-1/4" [3.9 cm - 5.7 cm] thick and 4" to 6" [10.2 cm - 15.2 cm] wide
Inside Fork Spread	4" [10.2 cm]
Maximum Load Capacity	700 lbs [320 kg] when used on MRT411LDC*
Maximum Load Thickness	1" [2.5 cm] at full capacity
Product Weight	150 lbs [68 kg]
Lifter Weight Increase	130 lbs [59 kg]

* Forklift must have capacity for the weight of the lifter and its maximum load, when the load's center of gravity is:
- 8-3/4" [22.2 cm] outward from the fork tips, or;
- 50-3/4" [128.9 cm] outward from the fork stops (whichever places the load further from the forklift's front wheels)



MODEL MRT4 LIFTER SHOWN WITH FORKLIFT ADAPTER OPTION (95722)



SHIPPING CASE

Specially designed case protects your lifter during shipping and storage.

- Thermo-formed polymer makes case durable and water-resistant.
- Interior straps hold lifter firmly in place.
- Exterior straps keep case securely closed.
- Built-in handles facilitate manual handling.
- Case design enables stacking and forklift handling.

Exterior Dimensions: 44-1/4" wide x 67-3/8" long x 24-1/2" deep [112.4 cm x 171.4 cm x 62.2 cm]



Based on product information at time of publication. Environmental conditions can affect product performance and longevity; consult the product instructions on WPG.com or contact a Technical Sales Representative for more information.