

BLANCO

SINKS & FAUCETS

STAINLESS STEEL SINKS

SILGRANIT® SINKS

SOLID BRASS FAUCETS

ACCESSORIES



Richelieu

STAINLESS STEEL

SINKS



IMPECCABLE QUALITY AND DESIGN INNOVATION

Our stainless steel sinks reflect our ability to combine cutting edge technology with superior craftsmanship. They feature a satin polished finish which is result of our excellence in German design, quality and craftsmanship. This signature finish is the product of an extensive polishing process that creates an extremely consistent and luxurious appearance that is both smooth, hygienic, and extremely easy to clean.



✓ SUPERIOR QUALITY

- Premium sinks made from superior quality 304 series stainless steel
- Exceptional luster, durability and protection from corrosion

✓ EASY CARE

- Stainless steel is impervious to water stains and calcium deposits
- It does not rust, stain and is not porous surface and its characteristics natural antispots push away (repel) the inlay of the dirt and is resistant to household acids
- All BLANCO sinks carry a limited lifetime warranty

✓ DEEP, SPACIOUS BOWLS


- Tight radius corners and extra deep bowls
- Accommodate large pots and pans
- Rear-positioned drain holes in the sink
- More usable bowl space

DROP IN

SINKS

With this classical installation method the sink is inserted from above and its raised rim rests on top of the counter. Great for any countertop type.

QUATRUS R15



28579170 1 hole / 18 Gauge, 18/10

Bowl Depth 8" (205 mm)

Minimum Cabinet Size 27" (685 mm)

Accessory


Optional

Grid 28432170

Included

Strainer 3 1/2" (90 mm), template and clips.
1 pre-drilled taphole

QUATRUS R15 DOUBLE



28578170 1 hole / 18 Gauge, 18/10

Bowls Depth
Left 8" (205 mm) / Right 8" (205 mm)

Minimum Cabinet Size 33" (840 mm)

Accessory


Optional

Grid 28433170

Included

Strainers 3 1/2" (90 mm), template and clips.
1 pre-drilled taphole

QUATRUS R15 LAUNDRY



28516U170 18 Gauge, 18/10

Bowl Depth 12" (305 mm)

Minimum Cabinet Size 27" (685 mm)

Accessory

Included

Strainer 3 1/2" (90 mm), template and clips.
1 pre-drilled taphole

UNDERMOUNT SINKS



An elegant method of installation where the bowls are seamlessly mounted under the countertop. Practical, functional and resistant these sinks are of high quality.

QUATRUS R15 U 1 MED



28259U170 18 Gauge, 18/10

Bowl Depth 9" (230 mm)

Minimum Cabinet Size 27" (685 mm)

Accessory


Optional

Grid 28346170

Included

Strainer 3 1/2" (90 mm), template and clips.

QUATRUS R15 U 2



28258U170 18 Gauge, 18/10

Bowls Depth 9" (230 mm)

Minimum Cabinet Size 36" (915 mm)

Accessory

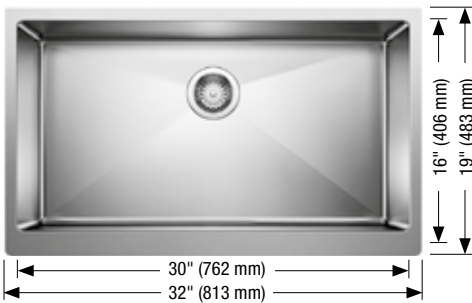
Optional

Grid 28354170

Included

Strainers 3 1/2" (90 mm), template and clips.

QUATRUS R15 U APRON



28571U170 18 Gauge, 18/10

Bowl Depth 9" (230 mm)

Minimum Cabinet Size 36" (915 mm)

Accessory


Optional

Grid 28420170

Included

Strainer 3 1/2" (90 mm), template and clips.

QUATRUS R15 U 2 APRON



28572U170 18 Gauge, 18/10

Bowls Depth 9" (230 mm)

Minimum Cabinet Size 36" (915 mm)

Accessory

Optional

Grid 28354170

Included


Strainers 3 1/2" (90 mm), template and clips.

UNDERMOUNT

SINKS



STELLAR U 1.5



28390U170 18 Gauge, 18/10

Bowls Depth
Left 9" (230 mm) / Right 7" (178 mm)

Minimum Cabinet Size 36" (915 mm)

Accessory

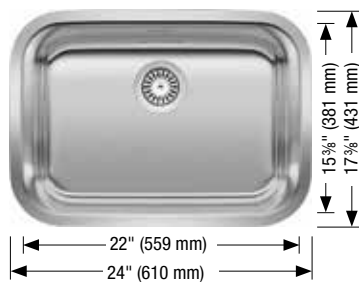
Optional

Grid 28580170

Included

Strainers 3 1/2" (90 mm), **template and clips.**

ESSENTIAL U 1



28300170 20 Gauge, 18/8

Bowl Depth 8" (205 mm)

Minimum Cabinet Size 27" (685 mm)

Accessory


Optional

Grid 28425170

Included

Strainer 3 1/2" (90 mm), **template and clips.**

ANDANO U MED SINGLE



28706U170 20 Gauge, 18/10

Bowl Depth 7 1/2" (190 mm)

Minimum Cabinet Size 24" (610 mm)

Accessory

Included


Strainer 3 1/2" (90 mm), **template and clips.**

UNDERMOUNT

SINKS

This NEW versatile collection has a solution to fit any design, available in a range of sizes and bowls from spacious kitchens to small entertainment stations. The FORMERA collection blends clean modern lines with functional practicality for a simply stunning look.

FORMERA SUPER SINGLE



28518U170 18 Gauge, 18/10

Bowl Depth
9" (230 mm)

Minimum Cabinet Size
36" (915 mm)

Accessory


Optional

Grid 28524170

Included

Strainer 3 1/2" (90 mm), **template and clips.**

FORMERA U 1 3/4



28521U170 18 Gauge, 18/10

Bowls Depth
9" (230 mm)

Minimum Cabinet Size
36" (915 mm)

Accessory

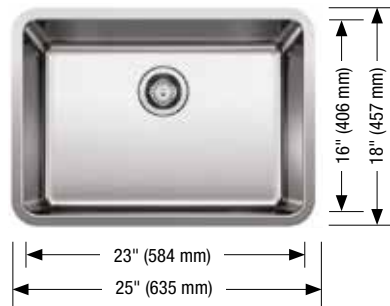
Optional

Grid Left 28527170
Grid Right 28532170

Included

Strainers 3 1/2" (90 mm), **template and clips.**

FORMERA U 1



28519U170 18 Gauge, 18/10

Bowl Depth
9" (230 mm)

Minimum Cabinet Size
27" (685 mm)

Accessory


Optional

Grid 28525170

Included

Strainer 3 1/2" (90 mm), **template and clips.**

FORMERA U 2



28520U170 18 Gauge, 18/10

Bowls Depth
9" (230 mm)

Minimum Cabinet Size
36" (915 mm)

Accessory


Optional

Grid 28526170

Included

Strainers 3 1/2" (90 mm), **template and clips.**

HORIZON U 2



28574U170 18 Gauge, 18/10

Bowls Depth
8" (205 mm)

Minimum Cabinet Size
33" (838 mm)

Accessory

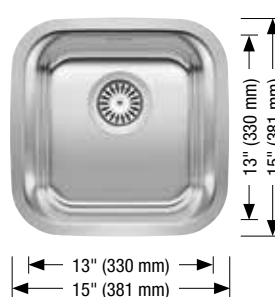
Optional

Grid 28576170

Included

Strainers 3 1/2" (90 mm), **template and clips.**

STELLAR U BAR



28573U170 18 Gauge, 18/10

Bowl Depth
9" (230 mm)

Minimum Cabinet Size
18" (457 mm)

Accessory

Included

Strainer 3 1/2" (90 mm), **template and clips.**


DROP IN

SINKS



These sinks are made from superior quality stainless steel with 18/10 chrome-nickel content. The 18% chrome content is for the exceptional luster, durability and protection from corrosion, and the 10% nickel content is for the ultimate strength.

ESSENTIAL 1



28236170 20 Gauge, 18/10
Bowl Depth 8" (205 mm)
Minimum Cabinet Size 27" (685 mm)

Accessory

Optional

Grid 28425170

Included

Strainer 3 1/2" (90 mm), template and clips.
1 pre-drilled taphole

HORIZON 1.0



28378170 20 Gauge, 18/10
Bowl Depth 7" (178 mm)
Minimum Cabinet Size 24" (610 mm)

Accessory


Optional

Grid 28575170

Included

Strainer 3 1/2" (90 mm), template and clips.
1 pre-drilled taphole

HORIZON 2.0



28380170 20 Gauge, 18/10
Bowls Depth 7" (178 mm)
Minimum Cabinet Size 33" (838 mm)

Accessory

Optional

Grid 28576170

Included


Strainers 3 1/2" (90 mm), template and clips.
1 pre-drilled taphole



BLANCO helps designers, builders and plumbers keep the sink area functional and accessible by offering ADA / CSA B651.

PRECIS SINGLE 25 - ADA CSA

DROP IN



- 28502U906 Anthracite
- 28502U101 Cinder
- 28502U102 Coal Black

Bowl Depth 5" (127 mm)

Minimum Cabinet Size 27" (685 mm)

Accessory

Optional


Grid 28511170

Included

Strainer 3 1/2" (90 mm), template and clips.
1 pre-drilled taphole

QUATRUS - ADA CSA

UNDERMOUNT



28503U170

Bowl Depth
Gauche 5 1/2" (140 mm)

Minimum Cabinet Size 27" (685 mm)

Accessory

Included

Strainer 3 1/2" (90 mm), template and clips.

SILGRANIT®

SINKS



The SILGRANIT® sink, crafted of 80% natural granite, features the look and feel of natural stone and resists scratches, stains, chips and heat. Colored all the way through, the SILGRANIT® sink won't fade in direct sunlight and is impervious to household acids and alkalis. Its advanced surface technology ensures that it is nonporous, easy to clean and extremely hygienic. SILGRANIT® is designed to stand up to the toughest challenges.

✓ SUPERIOR QUALITY

- Withstands temperatures of up to 536°F (280°C)
- Resistant to scratch, stain and is impervious to household acids and alkalis
- Color is consistent from sink to sink
- Easy to clean
- Will not absorb odors or bacteria

 Certified CSA.

AVAILABLE FINISH



ADVANTAGES




UNDERMOUNT SILGRANIT®

SINKS



LIVEN



- 28581U101** Cinder
 - 28581U102** Coal Black
 - 28581U30** White
- Bowl Depth** 12" (305 mm)
Minimum Cabinet Size 27" (685 mm)

Accessory

Included

Strainer 3 1/2" (90 mm), template and clips.
 1 pre-drilled taphole

VINTERA 30



- 28582U102** Coal Black
 - 28582U30** White
- Bowl Depth** 9" (229 mm)
Minimum Cabinet Size 30" (762 mm)

Accessory

Optional

Grid 28435170
 Floating Grid 28434170


Included

Strainer 3 1/2" (90 mm), template and clips.



Rear-positioned drain holes maximize usable sink space and cabinet storage. SILGRANIT® is a unique, patented composite material unlike any other sink material. Unmatched strength and durability.

PRECIS CASCADE



- 28200906** Anthracite
 - 28200101** Cinder
 - 28200102** Coal Black
 - 28200107** Concrete
- Bowls Depth**
 Left 7 7/8" (200 mm)
 Right 5" (140 mm)
- Minimum Cabinet Size** 33" (840 mm)

Accessory

Optional


Grid 28444170

Included

Strainer 3 1/2" (90 mm), template, clips and basket included



PRECIS U 2



- 28337U906** Anthracite
 - 28337U101** Cinder
 - 28337U102** Coal Black
 - 28337U105** Metallic Gray
 - 28337U107** Concrete
- Bowls Depth** 8" (205 mm)
- Minimum Cabinet Size** 33" (840 mm)

Accessory


Optional

Grid 28140170

Included

Strainers 3 1/2" (90 mm), template, clips and basket included

VISION U 1



-  **28355U906** Anthracite
 -  **28355U101** Cinder
 -  **28355U102** Coal Black
 -  **28355U107** Concrete
- Bowl Depth** 8" (205 mm)
Minimum Cabinet Size 27" (685 mm)

Accessory


Optional



Grid 28389170

Included

Strainer 3 1/2" (90 mm), **template and clips.**

VISION U 1 3/4



-  **28311U906** Anthracite
 -  **28311U101** Cinder
 -  **28311U102** Coal Black
 -  **28311U107** Concrete
- Bowls Depth**
 Left 8" (205 mm) / Right 7" (178 mm)
Minimum Cabinet Size 33" (840 mm)

Accessory

Optional


Grid Left 28507170




Grid Right 28506170

Included

Strainers 3 1/2" (90 mm), **template and clips.**

VISION U 2



-  **28410U101** Cinder
 -  **28410U102** Coal Black
 -  **28410U107** Concrete
- Bowls Depth** 8 1/4" (210 mm)
Minimum Cabinet Size 33" (840 mm)

Accessory


Optional


Grid 28508170

Included

Strainers 3 1/2" (90 mm), **template and clips.**

CORENCE U1




-  **28901U906** Black
- Bowl Depth** 8" (205 mm)
Minimum Cabinet Size 27" (685 mm)


Accessory

Included

Strainer 3 1/2" (90 mm), **template and clips.**

CORENCE U2



-  **28903U906** Black
- Bowls Depth**
 Left 8" (205 mm) / Right 7" (178 mm)
Minimum Cabinet Size 33" (840 mm)

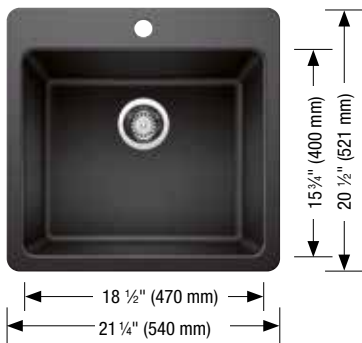
Accessory

Included

Strainers 3 1/2" (90 mm), **template and clips.**



CORENCE 1




- 28900906** Black
- Bowl Depth** 8" (205 mm)
- Minimum Cabinet Size** 27" (685 mm)

Accessory

Included

Strainer 3 1/2" (90 mm), template and clips.
1 pre-drilled taphole

CORENCE 210




- 28902906** Black
- Bowls Depth**
Left 8" (205 mm) / Right 7" (178 mm)
- Minimum Cabinet Size** 33" (840 mm)

Accessory

Included

Strainers 3 1/2" (90 mm), template and clips.
1 pre-drilled taphole

HORIZON 210



- 28381906** Anthracite
- 28381250** Café
- 28381101** Cinder
- 28381102** Coal Black
- 28381107** Concrete
- Bowls Depth** 8" (203 mm)
- Minimum Cabinet Size** 33" (838 mm)

Accessory

Optional


Grid Left 28429170
Grid Right 28430170

Included

Strainers 3 1/2" (90 mm), template and clips.
1 pre-drilled taphole



VISION 1



-  **28213906** Anthracite
 -  **28213250** Café
 -  **28213101** Cinder
 -  **28213102** Coal Black
 -  **28213106** Metallic Gray
 -  **28213107** Concrete
- Bowl Depth** 8" (205 mm)
Minimum Cabinet Size 27" (685 mm)

Accessory


Optional


Grid 28428170

Included

Strainer 3 1/2" (90 mm), template and clips.
1 pre-drilled taphole

DIAMOND SUPER SINGLE



-  **28577U906** Anthracite
 -  **28577U101** Cinder
 -  **28203102** Coal Black
 -  **28203107** Concrete
- Bowl Depth** 9 1/2" (240 mm)
Minimum Cabinet Size 36" (915 mm)

Accessory


Optional





Grid 28171170

Included

Strainer 3 1/2" (90 mm), template and clips.
1 pre-drilled taphole

DIAMOND 1 3/4



-  **28167906** Anthracite
 -  **28167101** Cinder
 -  **28167102** Coal Black
 -  **28167107** Concrete
- Bowls Depth**
Left 9 1/2" (240 mm) / Right 8" (205 mm)
Minimum Cabinet Size 36" (915 mm)

Accessory

Optional

Grid Left 28220170

Grid Right 28269170

Included

Strainers 3 1/2" (90 mm), template and clips.
1 pre-drilled taphole

FAUCETS




✓ HIGH PERFORMANCE

- Built to last
- Solid brass construction
- Feature ceramic cartridge technology
- Precise regulation of water flow and temperature

✓ EASE OF INSTALLATION

- All BLANCO faucets are equipped with color-coded supply lines
- Flexible braided stainless steel inlet hose
- Require a 1-3/8" (35 mm) diameter drilled faucet hole

AVAILABLE FINISH



 Certified CSA.

THE ULTIMATE CHOICE FOR YOUR KITCHEN

An exclusive range of high-quality, European-made faucets designed to enhance the beauty of our stainless steel and SILGRANIT® sinks. These superbly crafted and exquisitely designed expressions of both form and function offer an abundance of performance features.



SOLENTA

28587140 Chrome

28587170 Stainless Steel

Pull-out faucet

Choice of two jets: regular and spray

Height: 17 1/2" (445 mm)

Reach: 8 1/8" (205 mm)

Swivel: 360°

Flow Rate: 1.5 GPM

FITS PERFECTLY

Performs incredibly. With all of the professional, chef-inspired details of our full sized BLANCO CULINA™ semi-professional faucet, the smaller-sized BLANCO CULINA™ MINI is perfect for condo kitchens with smaller sinks, or kitchens with less overhead clearance above the sink. Notice the sleek closed coil, pull-down sprayhead, magnetic spray holder and dual spray functionality.



CULINA

28302140 Chrome

28302170 Stainless Steel

Pull-out faucet

Choice of two jets: regular and spray

Height: 21 ½" (546 mm)

Reach: 8 ¾" (222 mm)

Swivel: 360°

Flow Rate: 2.2 GPM

CULINA MINI

28304140 Chrome

28303170 Stainless Steel

Pull-out faucet

Choice of two jets: regular and spray

Height: 17 ½" (435 mm)

Reach: 7 ⅙" (202 mm)

Swivel: 360°

Flow Rate: 2.2 GPM



CATRIS FLEXO

28530140 Chrome

28530170 Stainless Steel

28530103 Matte Black

Insulated handspray

Choice of two jets: regular and spray

Height: 19 ⅙" (486 mm)

Reach: 7 ⅜" (187 mm)

Swivel: 360°

Flow Rate: 1.5 GPM



EMPRESSA SEMI PRO

28500140 Chrome

28500170 Stainless Steel

28500103 Matte Black

Pull-out faucet

Choice of two jets: regular and spray

Height: 19" (483 mm)

Reach: 8 3/4" (222 mm)

Swivel: 180°

Flow Rate: 1.5 GPM

This impressive collection combines modern functionality with vintage design elements. Signature details such as vintage wine press-like handles and an innovative pull-down bridge faucet, define this collection. The EMPRESSA family faucet models coordinates beautifully with modern farmhouse sink styles.



URBENA

28414170 Stainless Steel

Insulated pull-down handspray

28414140 Chrome

Choice of two jets: regular and spray

28414906 Chrome / Anthracite

Height: 16 1/8" (410 mm)

28414250 Chrome / Café

Reach: 7 15/16" (202 mm)

28414101 Chrome / Cinder

Swivel: 190°

28414140102 Chrome / Coal Black

Flow Rate: 2.2 GPM

2841414030 Chrome / White



ARTONA

28413140 Chrome	Pull-out faucet
28413170 Stainless Steel	Choice of two jets: regular and spray
28413906 Stainless Steel / Anthracite	Height: 15 3/4" (400 mm)
28413250 Stainless Steel / Café	Reach: 8 5/8" (219 mm)
28413101 Stainless Steel / Cinder	Swivel: 180°
28413170102 Stainless Steel / Coal Black	Flow Rate: 2.2 GPM
2841317030 Stainless Steel / White	



ATURA

28584140 Chrome	
28584170 Stainless Steel	
28584103 Matte Black	
Insulated pull-down handspray	
Choice of two jets: regular and spray	
Height: 16 3/8" (416 mm)	
Reach: 9" (230 mm)	
Swivel: 360°	
Flow Rate: 1.5 GPM	



RIVANA HIGH ARC

28585140 Chrome

28585170 Stainless Steel

28585103 Matte Black

Insulated pull-down handspray

Choice of two jets: regular and spray

Height: 16 3/8" (416 mm)

Reach: 9" (230 mm)

Swivel: 170°

Flow Rate: 1.5 GPM

LINUS

28586140 Chrome

28586170 Stainless Steel

28586102 Matte Black

2858630 White

Insulated pull-down handspray

Choice of two jets: regular and spray

Height: 11 1/8" (283 mm)

Reach: 8 5/8" (219 mm)

Swivel: 160°

Flow Rate: 1.5 GPM

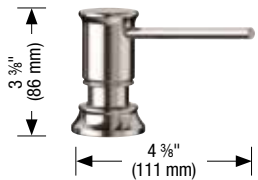


SOAP DISPENSERS



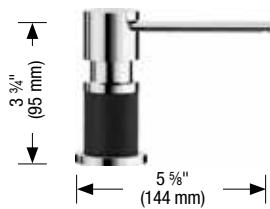
ARTONA

- 28417140** Chrome
- 28417906** Chrome / Anthracite
- 28417170** Stainless Steel
- 28417105** Stainless Steel / Metallic Gray
- 28417250** Café
- 28417101** Cinder



EMPRESSA

- 28505140** Chrome
- 28505170** Stainless Steel



LATO

- 28589140** Chrome
- 28589170** Stainless Steel
- 28589103** Matte Black
- 28589140102** Chrome / Coal Black



RIVANA

- 28588140** Chrome

ACCESSORIES



HOLE COVER - 2823170

Suitable for all Stainless Steel or Silgranit® sinks.



CLEANERS (BLANCO SINKS)

- 28406211** For Stainless steel finish
- 28406210** For Silgranit® finish

The cleaners are specially formulated for daily cleaning of all stainless steel and colored sinks.



SOLON - 28590170

Ideal for food wastes, the BLANCO SOLON stainless steel bin can be conveniently installed in any space. For the base cabinet. Flushmount and drop-in installation.



STRAINER BASKETS - 28528170

STRAINER - 28523170

Suitable for all Stainless Steel or Silgranit® sinks.

BLANCO SINKS & FAUCETS



Serving you across North America

CANADA

Tel.: 1 844 433-3354

Fax: 1 844 433-3329

www.richelieu.com



BLANCOBRE
7th edition 07-2022
Printed in Canada \$2